



NEW HOLLAND T7000

T7040 | T7060 | T7070



T7000 POWER COMMAND™ AND AUTO COMMAND™



MORE PRODUCTIVITY AND POWER

Just look at the figures. Rated power and torque increase by up to 36 hp(CV) and 45% with Power Boost. A T7000 has a 28.4 kg/hp(CV) power to weight ratio. Less unproductive mass. More productive power.



LESS COST AND FUEL

Look beyond the 600 hour service intervals. Consider the low engine speeds at high transport speeds and the massive productivity achieved at engine speeds of just 1600 rpm. How much fuel can T7000 save your business?





PROVEN QUALITY AND RELIABILITY

New Holland matches the very best of proven technology with the latest and most efficient manufacturing processes in the industry. Tested in development, T7000 tractors are tested at every stage of manufacture too. Quality is built in.



ABSOLUTE DRIVING PLEASURE

Sit in the cab of a T7000 tractor and you're sitting in the quietest cab in the industry at just 69.6 dB(A). Adjust the SideWinder™ II armrest and see how every control you use regularly is at your finger tips. Note the brilliant visibility, the high quality cab fittings and superb seat.



RUGGED, DEPENDABLE AND VERSATILE

Demanding arable and contract operations demand genuine tractor versatility. New Holland T7000 tractors are hard working tractors built to tackle a wide range of jobs with no compromise in performance and productivity.

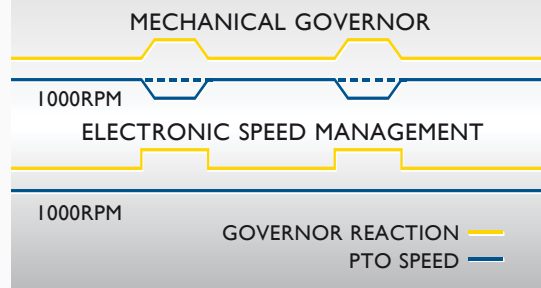


UP TO 20% LESS WEIGHT PER HORSEPOWER

A modern tractor has to be versatile. The traditional powerful but heavy tractor is compromised in a number of applications. The advantage of Series T7000 is that you get the power of a larger tractor but with considerably less overall weight. From transport and top work to ploughing and heavy draft applications - T7000 does it all.

LOW OPERATING COSTS

Longer engine service intervals of 600 hours reduce engine oil consumption and parts cost, but, critically in busy seasons, also downtime when the working window is short. Overall, New Holland T7000 tractors have lower running costs compared to the competition.



ENGINEERED FOR PRECISION

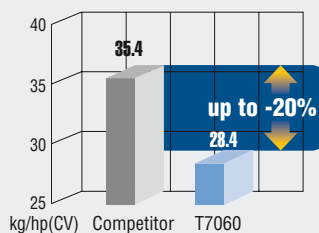
With Engine Speed Management two engine speeds can be memorised for convenience. Engine Speed Management also helps enhance engine performance by very accurately managing the fuelling to maintain a precise speed. Perfect for PTO applications.



Sustainable Efficient Technology

MODERN FUELS

All New Holland engines have been engineered to run on 100% biodiesel. Contact your dealer for more information.



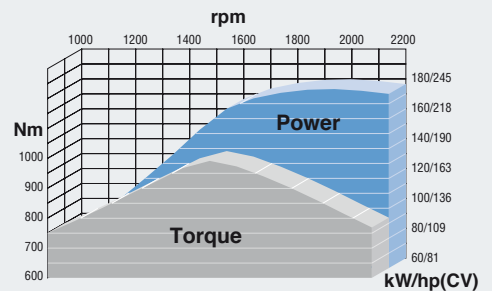
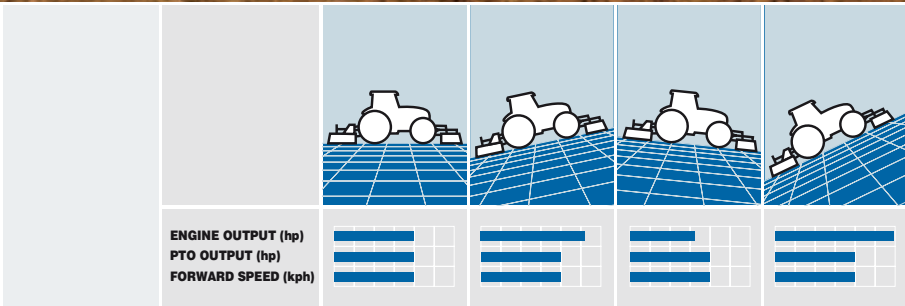
BEST IN THE FIELD

Lighter by a tonne compared to its nearest competitor. T7000 tractors can tread lightly in the field for planting reducing compaction which can inhibit plant growth. For heavy draft work the structurally strong T7000 tractors can add ballast quickly to make the most of its tractive power.



BEST FOR TRANSPORT

A light tractor is always the best choice for transport. New Holland T7000 tractors have more power available to pull the load, they do not waste it on moving the tractor. A light haulage tractor also allows for larger payloads while still staying within any local highway legislation limits.

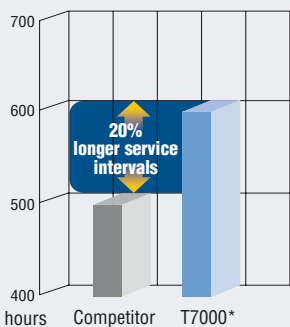


ENGINE POWER MANAGEMENT BRINGS MORE POWER, BUT ONLY WHEN ITS NEEDED

The established New Holland Engine Power Management, EPM, system is standard on all T7000 Power Command™ tractors. EPM will deliver seamless extra power in demanding transport, PTO and intensive hydraulic applications, automatically reverting back to standard output as conditions ease. The result? You get the extra power of a high powered tractor, but only when you need it.

PRODUCTIVE TORQUE

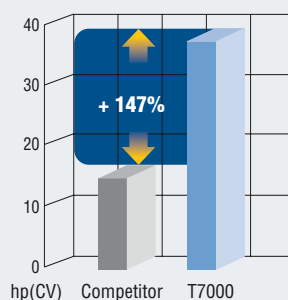
Torque rise is a critical engine performance indicator. With Power Boost, the T7060 develops torque levels as high as 984 Nm @ 1600 rpm. In tough going, the tractor has the stamina to hang in there reducing the need to shift ratios. This low end torque allows the T7000 to be operated at a lower engine speed, reducing your fuel consumption.



ENGINEERED TO REDUCE OPERATING COSTS

Advanced engine design allows extended service intervals, all T7000 tractors offering class leading 600 hour engine filter and change intervals. This saves time and costs.

* Using conventional oil.

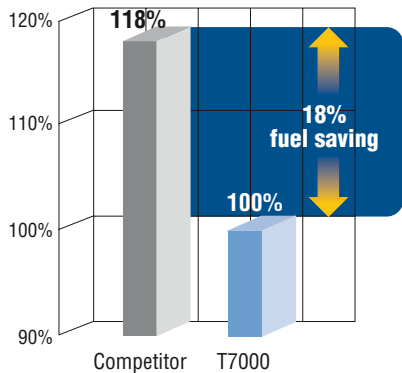


PRODUCTIVE BOOST – UP TO 147% MORE

By producing an extra 37 hp(CV) with engine Power Boost, the T7000 develops 22 hp(CV) more power than one of its boosted competitors. That is a substantial 147% more boost, a powerful reason for choosing a T7000 tractor.

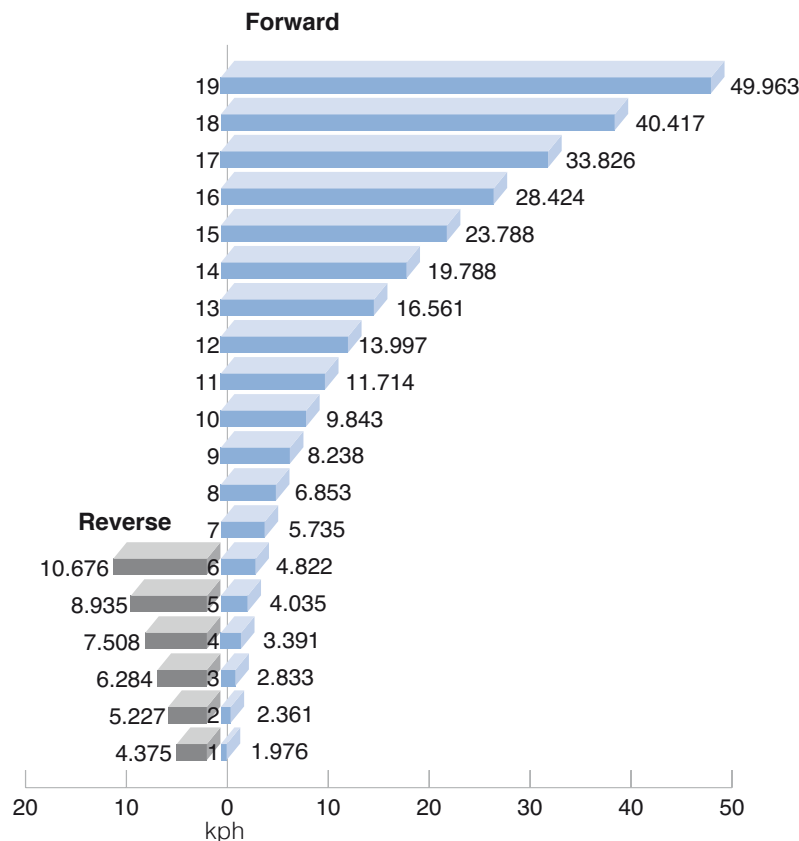
ACTIVE POWER COMMAND™ TRANSMISSION DEFINES DURABLE

Full Powershift - effortless drive - maximum power transfer. Manufactured by New Holland in Antwerp the Power Command™ transmission is designed to be robust and simple to use. Smart features like IntelliShift™ allow the operator to get the most out of the engine in the field and on the road.



ENGINEERED FOR ECONOMY

New Holland T7000 combines both intelligent engine management and reactive transmission software for fuel efficient operation. The best automotive practice has been adopted to ensure all T7000 cut not just emissions but fuel use too. Benchmark tests against similar Tier 3 engine competitors, show a T7000 tractor used 18% less fuel in transport.



FULL POWERSHIFT FOR EVERY RATIO

Active Power Command™ transmissions offer seamless shifting in all forward ratios via a simple push button control. Power Command™ adds automated features to enable the operator to get the very best in productivity and economy. Choose between a direct drive 19x6 40 kph ECO or the 19x6 50 kph for optimised transport economy.



PLEASURE IN SHIFTING

IntelliShift™ gear change management ensures T7000 tractors deliver a seamless powershift between each and every ratio. Programmed to scrutinise transmission load, speed and transmission oil temperature, IntelliShift™ delivers smooth changes from the start to the end of the day.

PLEASURE IN AUTOMATION

The most advanced powershift transmission provides Auto shifting for the field and road. The adaptive Field Mode's shift thresholds are adjusted to suit PTO or draft work, while the Road Mode's gear span can be pre-set for heavy or light loads. Headland Turn Sequencing can remove repetitive tasks by simply recording your actions, ready to play them back again at your command.

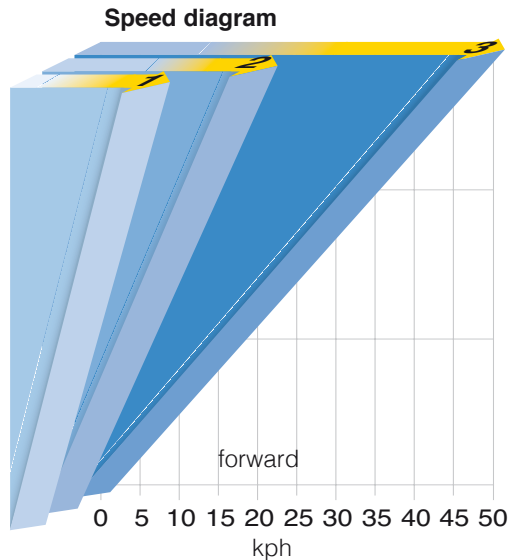


SHUTTLE WITH EASE

With the forward reverse shuttle, operated via the left hand side shuttle lever on the steering column, operator can easily manage transmission shifts during a direction change.

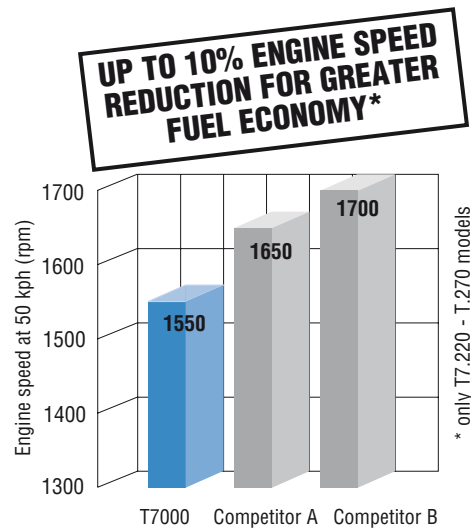
INNOVATIVE AUTO COMMAND™ TRANSMISSION OFFERS ADVANCED NEW HOLLAND FEATURES

Designed and built by New Holland the T7000 Auto Command™ is a new generation of Continuously Variable Transmission (CVT). This class leading CVT delivers four points of 100% mechanical efficiency - three aimed at field work and the fourth for transport applications. It is the smoothest and most productive CVT available.



A SPEED FOR EVERY NEED

Auto Command™ allows the operator to set a target speed of between 20 m/hr right through to 50 km/hr. No steps. No range changes. Just seamless speed to match your every need.



MAKING THE MOST OF AVAILABLE TORQUE

New Holland has developed its Auto Command™ transmissions so they can exploit the low running speed, high torque New Holland engines. With 50 kph ECO, the engine can run at a fuel efficient 1550 rpm.





ACTIVE STOPSTART

A key safety feature of Auto Command™ is Active StopStart. When the tractor is brought to a standstill, the transmission prevents the tractor moving backwards or forwards. Even with a heavy load. When the transmission takes up drive there is no risk of roll back on steep inclines. For safe parking, an electronic brake is easily engaged via the shuttle lever.

PRODUCTIVITY, EVERY DAY

New Holland T7000 tractors are designed to increase performance through smart automation features such as 'Terralock' and Headland Turn Sequencing. These increase field productivity and reduce the time spent at the headland.



HEADLAND TURN SEQUENCING

The way in which New Holland has designed its Headland Turn Sequencing, HTS, system makes it extremely simple to set up and use. During a headland turn, the operator initially carries out the turn sequences manually, engaging the HTS record programme. Once the sequence of actions has been recorded by HTS, it can then be used to repeat them by pressing a single button on the transmission controller.



PROVEN LOCK TO LOCK CONTROL

Terralock™ traction control can disengage the diff. locks and then the 4WD, allowing the tightest turn with the least amount of soil damage.



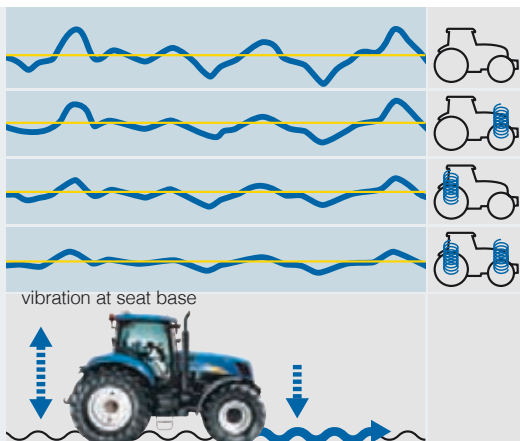
REDUCING SHOCK LOADS AND FATIGUE

Day in, day out, two-stage Comfort Ride™ cab suspension reduces shock loads reaching the operator by up to 25%. The result? Less fatigue over long working days.



BEST IN CLASS AGILITY

With a 55 degree turn angle and Dynamic (steerable) front fenders the T7000 delivers great manoeuvrability. A dedicated hydraulic steering pump ensures that oil flow to the remote valves and lift systems is left untouched whilst turning.



A SMOOTHER RIDE WITH TERRAGLIDE™ II SUSPENSION

With Terraglide™ II front axle suspension, comfort reaches new levels. The active suspension controls ride by using an accelerometer. Also incorporated is anti-dive logic (utilised when braking hard) and anti-squat logic. This prevents excessive suspension movement when lifting heavy three point linkage implements. Terraglide™ II front axle suspension is arguably the most advanced on the market.

TESTED TO THE LIMIT



TESTED AND PROVEN

Every single component, from the smallest sensor or electrical connector through to the heaviest gear or hydraulic valve has been tested. During thousands of hours of field and endurance testing, T7000 has been thoroughly evaluated. Dependability comes as standard.



LIFTING FORCE

High output implements such as reversible ploughs demand greater lifting capacity. Optional 110 mm lift rams give a maximum lift capacity of 10320 kg ensuring the heaviest of implements are catered for.

PRODUCTIVE HYDRAULICS

High oil flow is essential for productivity. Especially for implements like precision air seeders that need maximum consistent oil output. T7000 tractors deliver this with an oil flow of up to 150 litres per minute, and thanks to a separate, dedicated steering pump, hydraulic performance is not compromised. In the right conditions EPM increases engine power to maintain productivity and forward speed.

DURABLE HYDRAULICS

Flat face hydraulic connectors considerably reduce the chance of oil leaks. Premium quality seals keep out contaminants. Hydraulic oil temperature has been significantly reduced over previous and competitive models to deliver consistent performance and a reliable system.

DESIGNED FOR PRODUCTIVITY

Where specified, the full integrated front linkage and PTO can be operated via the armrest mounted controls or front mounted controls. Purpose developed for T7000 tractors, the linkage will lift up to 3785 kg. Lift arms can be folded up when not in use.



ELECTRONIC OR MECHANICAL. YOU DECIDE.

The standard armrest incorporates mechanical controls for the remote valves. The advanced SideWinder™ II armrest option incorporates an electronic PTO speed selector, electronic remote valve controls and an optional integral joystick. This can be used to operate selected rear valves or control a front linkage.



ENGINEERED FOR PTO WORK

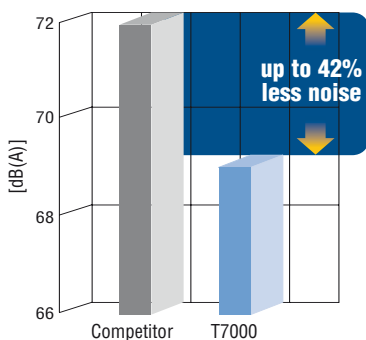
In side-by-side tests Series T7000 tractors consistently consumed less fuel in PTO applications. When economy counts, New Holland delivers.

HORIZON™ CAB MORE SPACE, BETTER VISIBILITY

Finished using high quality materials, the spacious Horizon™ cab provides exceptionally high levels of comfort. All-round visibility allows the operator to see exactly what is going on through 360 degrees.

PHONE CALL - NO PROBLEM

Thanks to the whisper quiet Horizon™ cab, the standard hands-free Bluetooth radio can be used to receive and make hands-free calls. Your favourite tunes can be played from a standard USB memory stick or through your existing MP3 player using the radio's auxiliary input.



EASY CAB ACCESS

Manufactured from a single piece of glass, the one-piece doors on New Holland T7000 tractors open wide to provide easy cab access. The doors are easy to open from inside the cab and, equally important, can be closed from the operator's seat. Small details that make a big difference.

EVERY DECIBEL MAKES A DIFFERENCE

Sound levels are recorded in decibels, a logarithmic scale that means a one decibel reduction leads to a significant drop in noise levels. A typical tractor in the 165-215 hp(CV) category will have in-cab noise levels of between 71 and 72 dB(A). New Holland T7000 tractors have noise levels as low as 69.6 dB(A). The significance? Sit in a T7000 to find out. No other tractors come close.

AUTO COMFORT™ SEAT DOES WHAT IT SAYS

Low frequency suspension technology reduce shock loads reaching the operator. Over a long working day, this helps reduce fatigue. For the ultimate in luxury a heated grey leather Auto Comfort™ seat can be specified on SideWinder™ II tractors.



TESTED ELECTRONICS

The CAN-BUS electrical system employed in T7000 tractors reduces wiring by 20% compared to existing designs and has 50% fewer connectors. With the IntelliView™ monitor diagnostics checks are made simpler, faster and more accurate. Engine power output and fuel usage are also shown on the screen, helping the operator to optimise settings to minimise fuel use.

INTELLIVIEW TOUCHSCREEN

All key tractor controls can be accessed through this easy to navigate touchscreen mounted on the SideWinder II armrest or for the Classic configuration - the baler bar mount. IntelliView™ IV is standard on Auto Command™ and optional on baler mount for Power Command™ tractors.



ERGONOMIC DELIGHT

The optional SideWinder™ II armrest comes as standard with electronic remote valves. It brings all key controls within easy reach, with the ergonomic layout reducing the movement needed to carry out repeated operations. Quiet and offering brilliant all-round visibility, Horizon™ cabs are designed and built to reduce the strain of a long working day.

- Hydraulic paddles. Finger tip access of up to four remote valves.

- Rear linkage Mouse. Lift heavy mounted implements with absolute precision.

- CommandGrip™ Handle. Push button ratio shifts, shuttle and rear linkage controls.

- Hydraulic Joystick. Front linkage, loader or remote valve control.

- IntelliView™ IV touchscreen. All the information you need at a glance. Fingertip adjustment of all key settings and compatible with the New Holland IntelliSteer guidance system.

POSITION SIDEWINDER™ II EXACTLY WHERE YOU WANT IT

- The SideWinder™ II armrest adjusts via the touch of a button. It can be quickly moved by the operator to suit individual preference. It can also be easily moved to suit different applications.

- Push pull PTO. Fully modulated electrohydraulic PTO management.

- Integrated control panel. Graphic interface with push button control; see, push, activate it.

- Precision throttle. Set the engine speed to precisely match your application.



NEW HOLLAND OFFERS SO MUCH MORE

INTELLISTEER™ AUTOMATIC STEERING SYSTEM

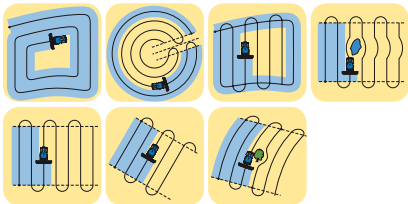
Series T7000 can be specified with a fully integrated New Holland designed and developed IntelliSteer™ Automatic Steering System. Using DGPS or RTK Technology and fully integrated control systems the IntelliSteer™ system helps ensure parallel pass to pass accuracy of up to 1 – 2 cm*. The IntelliSteer™ system is ideal for seeding and planting in the most demanding situations and dramatically improves operator performance and comfort. An additional benefit of using RTK correction with the IntelliSteer system is the guaranteed year to year repeatability, which is becoming more important with today's modern farming techniques. All this and more at the touch of a button.

* Using RTK correction signal.

INTELLIVIEW™ - VISIBLE INTELLIGENCE

IntelliView™ IV Monitor can be used to set up the optional New Holland auto guidance systems, and includes a visual interface that can be employed when operating the IntelliSteer™ system.

IntelliView™ IV Monitor have a touchscreen display which allows the programming and personalisation of settings to be perform at easy.



NH 372 RECEIVER

The NH 372 receiver is capable of working with EGNOS, Rangepoint RTX, OmniSTAR, Centerpoint RTX and RTK correction signals utilizing both the GPS and GLONASS satellite constellations. For RTK applications an integrated radio receiver can be located inside the receiver, or a cellular modem can be used.



RTK BASE STATION

An RTK base station can be used to broadcasts a correction signal to achieve a pass to pass accuracy of 1-2 cm.



NAVIGATION CONTROLLER II

The Navigation Controller II is the main control system which continually corrects for roll, pitch, and yaw by using state of the art 6-axis solid state inertial sensors to give you a true on-ground position.

INTEGRATED CONTROL SYSTEMS

The New Holland IntelliSteer system uses built in steering angle sensors to keep the Navigation Controller II informed of wheel direction. Also integrated into the hydraulic system is a control valve which converts the signals from the Navigation Controller II into hydraulic movements of the steering system.



BEYOND THE PRODUCT

TRAINED TO GIVE YOU THE BEST SUPPORT

Your dedicated New Holland dealer technicians receive regular training updates. These are carried out both through on-line courses as well as intensive practical field based courses. This advanced approach ensures your dealer will always have access to the skills needed to look after the latest and most advanced New Holland products.

UNLIMITED SUPPORT FOR UNLIMITED SATISFACTION

New Holland gives you all the support you need, especially during the season with fast-track solutions: because your harvest can't wait! In addition, New Holland drives and tracks the solution you need, keeping you informed: until you are 100% satisfied!



**DO NOT RISK YOUR MACHINE'S LIFE.
ALWAYS CHOOSE CNH INDUSTRIAL GENUINE PARTS!**



**PARTS
& SERVICE**

MODELS

T7040

T7060

T7070

Version	Power Command™	Auto Command™	Power Command™	Auto Command™
New Holland Engine(*)	NEF		NEF	
No of Cylinders / Aspiration / Valves / Emission level	6 / T / 4v / Tier 3		6 / T / 4v / Tier 3	
Fuel system - High pressure Common Rail	●		●	
Capacity (cm ³)	6728		6728	
Bore and stroke (mm)	104x132		104x132	
Rated power - ISO TR14396 - ECE R120 [kW/hp(CV)]	134/182		157/213	
Rated power - ISO TR14396 - ECE R120 Engine Power Management [kW/hp(CV)]	160/218		175/238	
Max. Power - ISO TR14396 - ECE R120 [kW/hp(CV)]	147/200		164/223	
Max. Power - ISO TR14396 - ECE R120 Engine Power Management [kW/hp(CV)]	172/234		178/242	
Rated engine speed (rpm)	2200		2200	
Max. torque ISO TR14396 (Nm)	844@1400 rpm		866@1400 rpm	
Max. torque ISO TR14396 Engine Power Management (Nm)	938@1600 rpm		984@1600 rpm	
Torque rise standard / with Power Management (%)	45 / 35		27 / 30	
Viscetric cooling fan	●		●	
Fuel tank capacity (Litres)	405	412	405	412
Transmission				
Power Command™ Full Powershift				
Speed range / speed range with creeper (FxR)	18x6 / 28x12	–	18x6 / 28x12	–
Min. / Max. speed with creeper (kph)	0.294 / 40.0	–	1.72 / 40.0	–
IntelliShift™ - Auto transmission functions	●		●	
Auto Command™ transmission				
Sidewinder™ II armrest	–	●	–	●
Active StopStart function	–	●	–	●
Force base propulsion control	–	●	–	●
Auto Command™ Constantly Variable Transmission (40 kph or 40 kph ECO)	–	●	–	●
Auto Command™ Constantly Variable Transmission (50 kph)	–	○	–	○
Min. / Max. speed with creeper (kph)	–	0 / 40.0	–	0 / 40.0
Axles				
Terraglide™ front axle suspension	●		●	
Steering angle Standard (°)	55		55	
Terralock™ functions	●		●	
Dynamic front fenders	○		○	
Rear bar axle (98 or 112 or 119 inches)	○		○	
Hydraulics				
CCLS Closed Centre Load sensing	●		●	
Main pump flow standard/optional (Lpm)	120	120/150	120	120/150
Wheel slip limit control	●		●	
Remote valves				
Type	Mechanical deluxe	Electro hydraulic	Mechanical deluxe	Electro hydraulic
Max. no. rear valves	4	5	4	5
Joystick control	○		○	
Max. no. mid mount valves	3		3	
Linkage				
Max. lift capacity at ball ends 90/100/110 mm rams (kg)	6880 / 8540 / 10320		6880 / 8540 / 10320	
Front linkage lift capacity at ball ends (through the range) (kg)	3785		3785	
PTO				
Auto Soft Start	●		●	
Engine speed at: 540E / 1000 rpm (rpm)	1569 / 2154	1569 / 1853	1569 / 2154	1569 / 1853
Auto PTO management	○	●	○	●
Electronic PTO selection	–	●	–	●
Front PTO (1000 rpm)	○		○	

MODELS

T7040

T7060

T7070

Version	Power Command™	Auto Command™	Power Command™	Auto Command™
Brakes				
Electronic park brake	-	○	-	○
Hydraulic trailer brakes	○		○	○
Pneumatic tractor brakes with exhaust brake (Std on 50 kph)	○		○	○
Cab				
360° Horizon cab		●	●	●
High visibility RHS door	●	○	●	○
LED/HID lighting pack	○		○	○
Deluxe air suspension seat	●		●	●
Auto Comfort™ seat (Leather on SideWinder II)	○		○	○
CommandGrip™ handle	-	●	-	●
Electronic adjustment of armrest	-	●	-	●
Air conditioning	●		●	●
Automatic climate control	○		○	○
Air recirculation filters	●		●	●
MP3 Bluetooth radio	○		○	○
Telescopic shatterproof mirrors	○		○	○
Comfort Ride™ cab suspension	●	●	●	●
Headland Turn Sequence	●		●	●
Fender mounted external controls	○		○	○
Performance monitor with enhanced key pad	●	●	●	●
IntelliView™ IV	○	●	○	●
IntelliSteer™ guidance ready	○		○	○
Optimum cab noise level EC 77/311 [dB(A)]	69.6		69.6	69.6
Factory fit rotating beacons (1 / 2)	○ / ○		○ / ○	○ / ○
Dimensions				
Turning radius (mm)	6100		6100	6100
A Overall length (front link. to rear link.) (mm)	5733		5733	5733
B Minimum width (mm)	2334		2334	2334
C Height at centre of rear axle to top of cab (mm)	2140		2140	2140
D Wheelbase: Terraglide™ suspended axle (mm)	2884		2884	2884
E Track width: Front min. / max. (mm)	1560 / 2258		1560 / 2258	1560 / 2258
Rear min. / max. (mm)	1528 / 2698		1528 / 2698	1528 / 2698
F Ground clearance (min. / max.) (mm)	398 / 523		398 / 523	398 / 523
Weights				
Minimum Unballasted / shipping weights:				
Standard axle (kg)	6850	7200	6850	7200
Max. permissible weight (kg)	13000		13000	13000

● Standard ○ Optional – Not available * Developed by FPT Industrial



NEW HOLLAND. A REAL SPECIALIST IN YOUR AGRICULTURAL BUSINESS.



AT YOUR OWN DISTRIBUTOR



Visit our website: www.newholland.com
Send us an e-mail: africa.topservice@newholland.com
middleEast.topservice@newholland.com



The data indicated in this folder are approximate. The models described here can be subjected to modifications without any notice by the manufacturer. The drawings and photos may refer to equipment that is either optional or intended for other countries. Please apply to our Sales Network for any further information. Published by New Holland Brand Communications. Bts Adv. (Turin) - 01/16 - MEA5133N/INB